

Features:

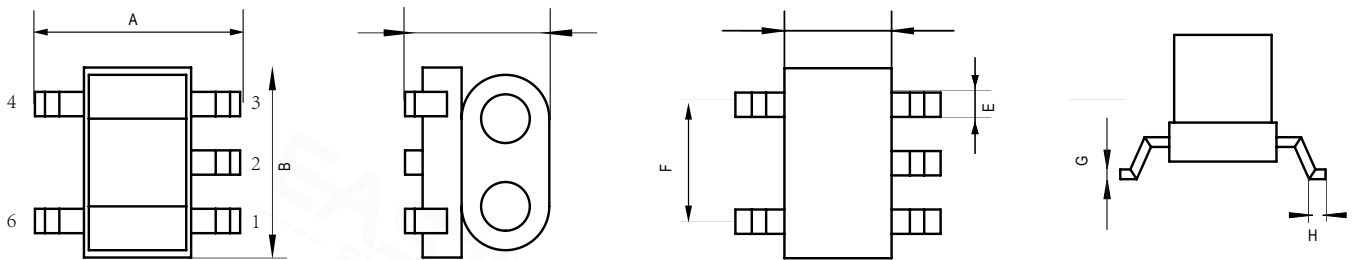
- ◆ RoHS Compliant and Pb free
- ◆ Can be used in both 50Ω and 75Ω systems
- ◆ Operating temperature range: -40°C to +85°C
- ◆ Storage temperature range: -55°C to +100°C



Applications:

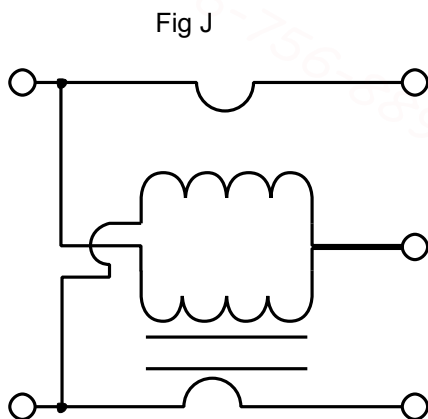
- ◆ For Docsis 3.0 & 3.1 Cable Modem.
- ◆ For Wideband Push-pull Amplifiers.
- ◆ For CATV Amplifiers Module & Set top box.
- ◆ For CATV Optical Receivers and Amplifiers.
- ◆ For VHF/UHF Transmitters and Push-pull Amplifiers.

Dimension diagram (Unit:mm) :

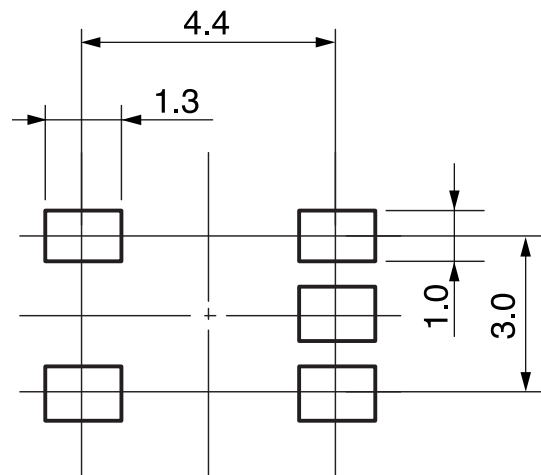


A=5.10±0.20 B=4.30±0.20 C=4.20±0.20 D=2.80±0.20 E=0.50±0.10 F=3.00±0.10 G=0.40±0.10 H=0.80±0.10

Electrical structure:



Recommended layout(mm):



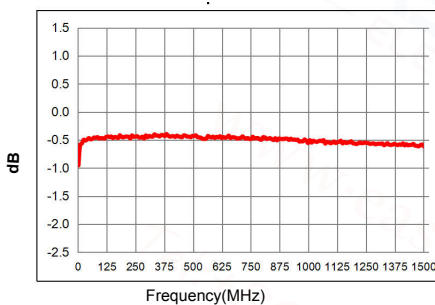
Pin configuration:

Pin No.	Function
1	Input
2	Ground
3	Coupled
4	Isolated
6	Output

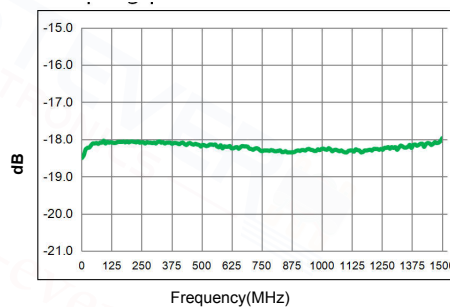
Electrical Specifications: TA=25°C, 0dBm, Z0=75Ω:

Parameter	Test Conditions	Units	Min	Typ	Max
Main line Loss	5-1250MHz	dB	—	0.5	1.2
Coupling	5-1250MHz	dB	—	18.0	±1.0
Input Return Loss	5-1250MHz	dB	18.0	25.0	—
Output Return Loss	5-1250MHz	dB	18.0	25.0	—
Coupling Return Loss	5-1250MHz	dB	18.0	25.0	—
Isolation	5-1250MHz	dB	20.0	35.0	—

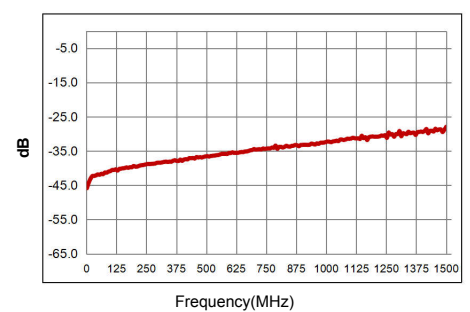
Main line Loss(pin1-6):



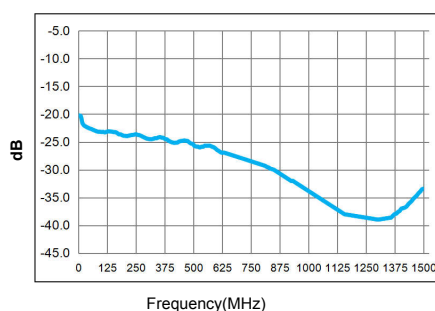
Coupling (pin1-3):



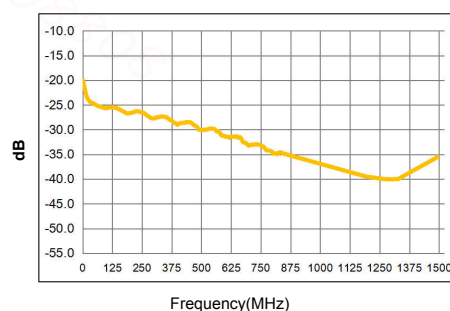
Isolation Pin1-4)



Input Return Loss (Pin1)



Output Return Loss (Pin6)



Coupling Return Loss (Pin3)

