

RF Balun Transformer

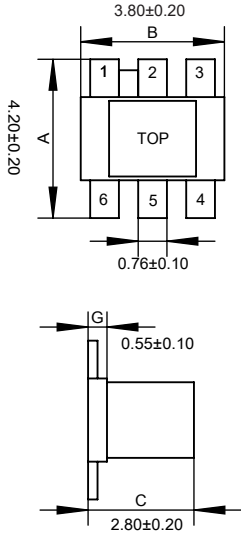
B012-617DB-1-43-F012

2020-04-25 Rev. 0



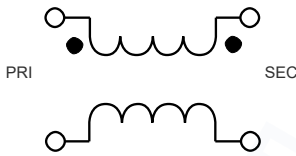
50Ω 1:1 Transmission Line Transformer 650-4000 MHz

Outline Drawing(mm)

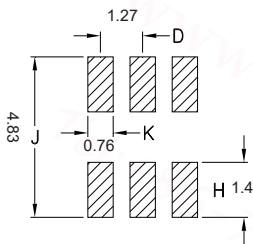


Electrical structure

Fig E



Recommended layout(mm)



Pin Connections

Input	6
Output 1	1
Output 2	3
Ground	4
Not Used	2, 5

Features

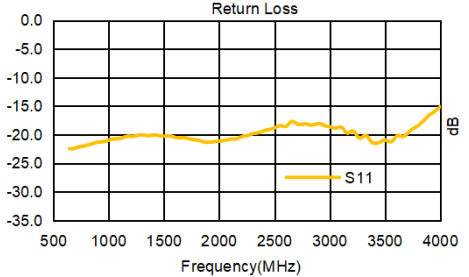
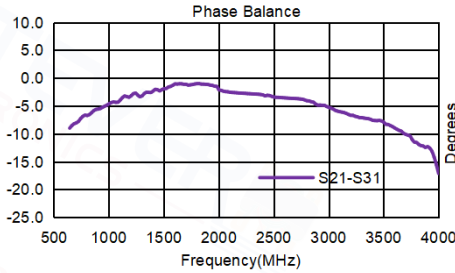
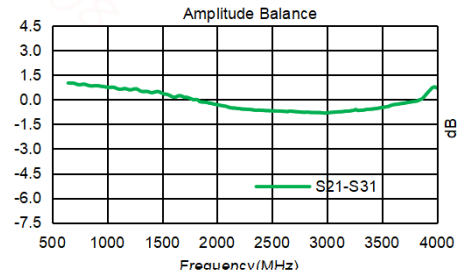
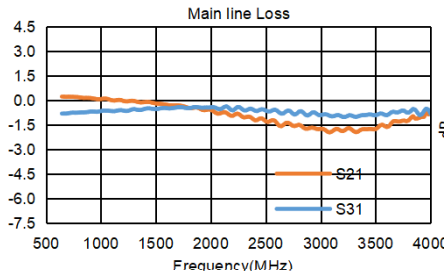
- RF Power, 0.25W
- Operating temperature range: -40 C to +85 C
- Storage temperature range: -55 C to +100 C

Applications

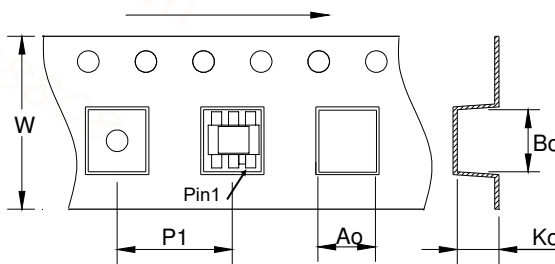
- Impedance matchin
- Balanced amplifie
- Balun
- Cellula and VHF

Electrical Specifications:TA=25℃, 0dBm, Z0=50Ω

Parameter	Test Conditions	Units	Min	Typ	Max
Main line Loss (Pin6-1)	650-4000MHz	dB	—	1.5	3.0
Main line Loss (Pin6-3)	650-4000MHz	dB	—	1.5	3.0
Amplitude Balance	650-4000MHz	dB	0.0	1.5	2.0
Phase Balance	650-4000MHz	°	0.0	15.0	25.0
Input Return Loss(Pin6)	650-4000MHz	dB	12.0	20.0	—



Carrier Tape Orientation



Tape & Reel Information

Parameter	Units	Value
Qty per reel	PCS	2000
Reel Size	mm	330
Tape Width	mm	12.00
Pitch	mm	12.00
Ao	mm	4.50
Bo	mm	4.50
Ko	mm	3.20