


Common Mode Filter

Features

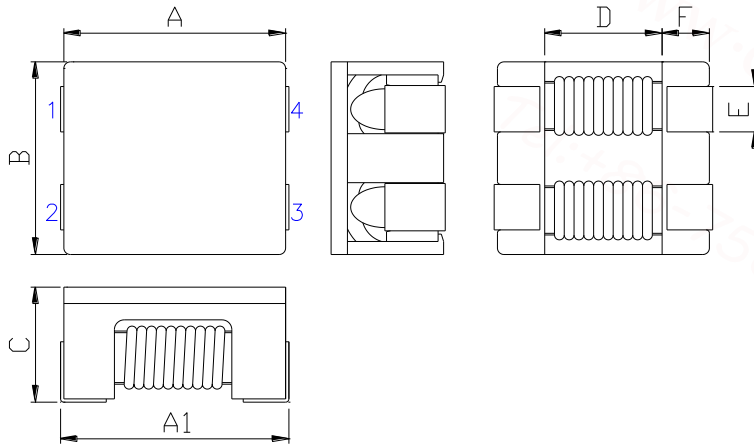
- ▶ Due to the low profile design, it is suitable for surface mount.
- ▶ High impedance characteristic has been achieved a superior effect for common mode noise suppression.
- ▶ Have achieved miniaturization while keeping characteristics by adoption of exclusive square type closed magnetic cores.

Applications

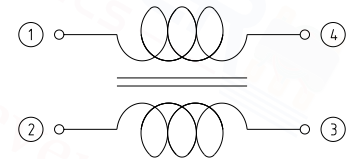
- ▶ For DC power lines (elec-tronics control equipment, multi-media etc).



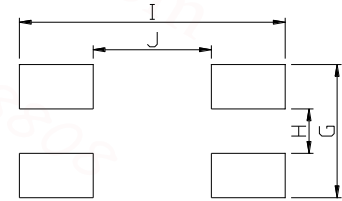
Dimension (Unit:mm)



Circuit Diagram



Recommended Land Pattern



A	A1	B	C	D	E	F
7.0±0.5	7.5±0.8	6.0±0.5	4.0Max.	3.5 Typ.	1.5 Typ.	1.7 Typ.

G	H	I	J
5.0	1.5	8.0	3.0

Specifications

Part Number	Impedance (Ohm) Typ.(Min.)	DCR (mohm) Max.	Rated Current (A) Max.	Insulation resistance (MΩ)min.	Rated voltage (Vdc) max.	Test Frequency (Hz)
CMF7060-400	70(40)	5	15.0	10	125	100M
CMF7060-101	140(100)	10	9.0	10	125	100M
CMF7060-301	300(225)	10	5.0	10	125	100M
CMF7060-501	450(275)	10	5.0	10	125	100M
CMF7060-601	700(500)	15	4.0	10	125	100M
CMF7060-701	700(500)	15	4.0	10	125	100M
CMF7060-102	1020(800)	17	3.0	10	125	100M
CMF7060-132	1300(910)	21	2.5	10	125	100M
CMF7060-272	2700(2000)	63	1.0	10	125	100M
CMF7060-302	3000(2500)	75	0.9	10	125	100M

Packaging

Package quantity : 1500 (pcs/reel)

- The Rated current : The DC current at which the temperature rise is $\Delta t=40^{\circ}\text{C}$ (approximately)

- All specifications are subject to change without notice.
- Update date : 2020.02.02