

RF Balun Transformer

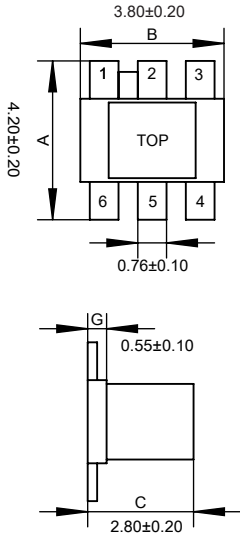
EBA0533-G012081

2021-04-14 Rev. 0



50Ω 1: 1.5 CT Flux Coupled Transformer 0.3-500 MHz

Outline Drawing(mm)



Features

- Operating temperature range: -40°C to +125°C
- Storage temperature range: -55°C to +100°C
- 260°C Reflow Compatible
- RoHS compliant and lead free
- Input Power: 250mW
- DC Current: 30mA

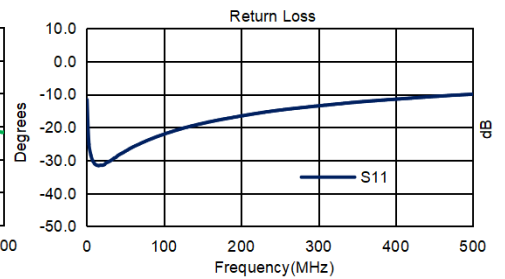
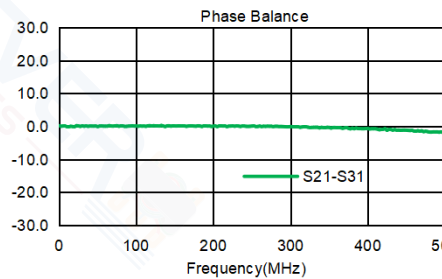
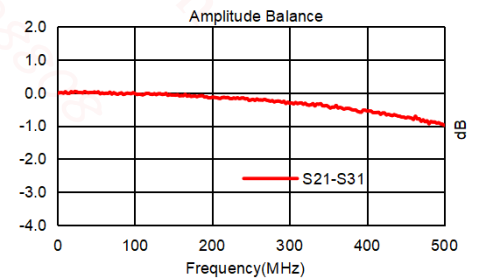
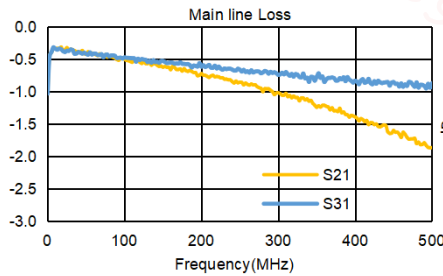
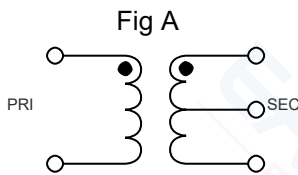
Applications

- Impedance matching
- Balanced amplifier
- Balun
- Cellular and VHF

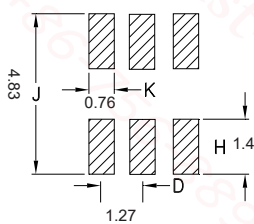
Electrical Specifications: TA=25°C, 0dBm, Z0=50Ω

Parameter	Test Conditions	Units	Min	Typ	Max
Main line Loss (Pin6-1)	0.3-500MHz	dB	—	1.0	1.5
Main line Loss (Pin6-3)	0.3-500MHz	dB	—	1.5	2.5
Amplitude Balance	0.3-500MHz	dB	0.0	1.0	1.5
Phase Balance	0.3-500MHz	°	0.0	1.0	10.0
Input Return Loss(Pin6)	0.3-500MHz	dB	10.0	14.0	—

Electrical structure



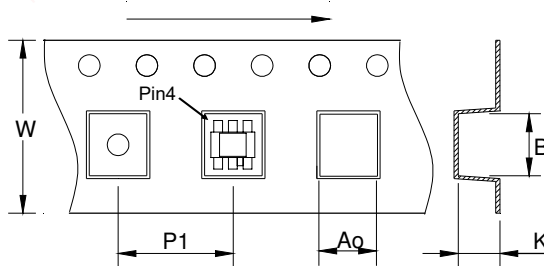
Recommended layout(mm)



Pin Connections

Input	6
Output 1	1
Output 2	3
Ground	2,4

Carrier Tape Orientation



Tape & Reel Information

Parameter	Units	Value
Qty per reel	PCS	2000
Reel Size	mm	330
Tape Width	mm	12.00
Pitch	mm	8.00
Ao	mm	4.50
Bo	mm	4.50
Ko	mm	3.20