

RF Balun Transformer

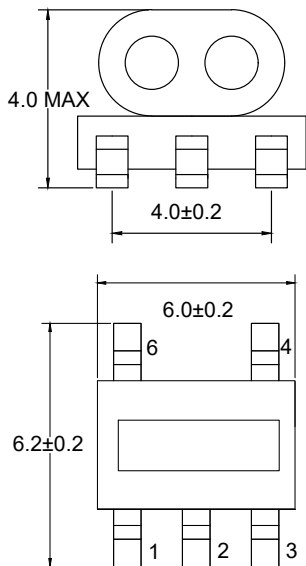
EBA1.33-1-H010321

2022-07-02 Rev. 0

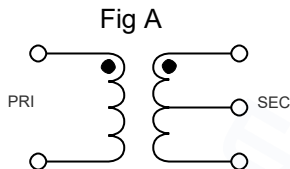


75Ω 1: 1.33 CT Flux Coupled Transformer 1-400 MHz

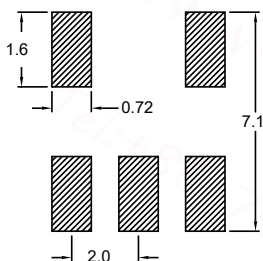
Outline Drawing(mm)



Electrical structure



Recommended layout(mm)



Pin Connections

Input	4
Output 1	3
Output 2	1
Ground	2,6

Features

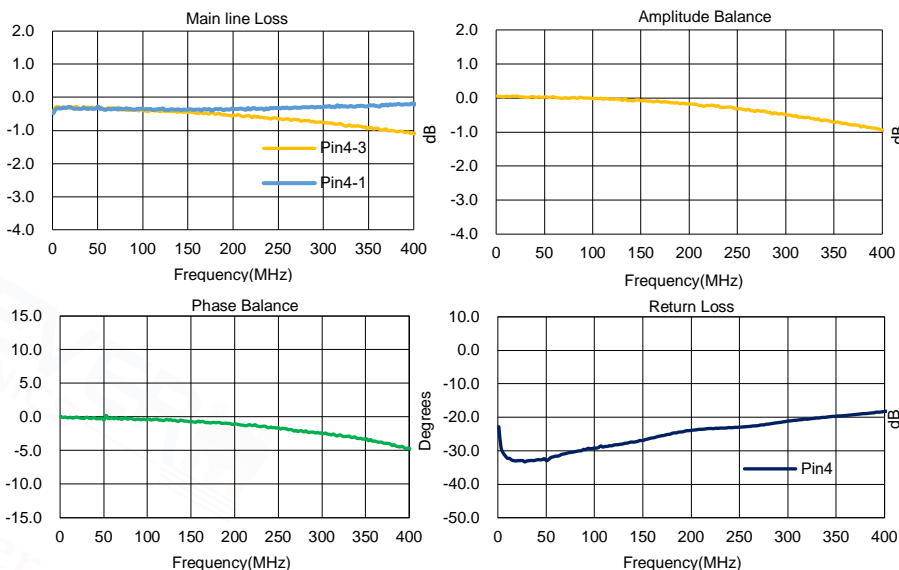
- Operating temperature range: -40℃ to+85℃
- Storage temperature range: -55℃ to +100℃
- 260℃ Reflow Compatible
- RoHS compliant and lead free
- Input Power: 750mW Max
- DC Current: 300mA Max

Applications

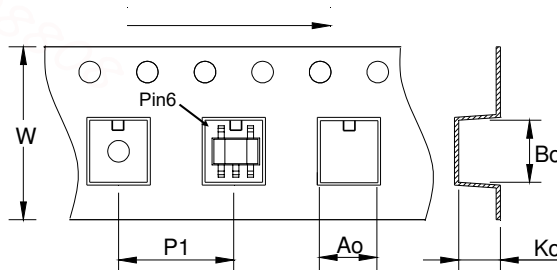
- For Motorola Walkie-talkie.
- For Car Streaming Media Rearview Mirror.
- For Broadband and Wireless Communications.
- For Wireless Microphone & Marine Communications.
- For Ideally Suited LTE, Cellular, UMTS, WiFi, WiMAX.
- For Differential Modulator/demodulator and Active Mixers.

Electrical Specifications:TA=25℃, 0dBm, Z0=75Ω

Parameter	Test Conditions	Units	Min	Typ	Max
Main line Loss (Pin4-3)	1-400MHz	dB	—	0.4	0.8
Main line Loss (Pin4-1)	1-400MHz	dB	—	0.8	1.2
Amplitude Balance	1-400MHz	dB	0.0	1.0	2.0
Phase Balance	1-400MHz	°	0.0	5.0	8.0
Input Return Loss(Pin4)	1-400MHz	dB	16.0	20.0	—



Carrier Tape Orientation



Tape & Reel Information

Parameter	Units	Value
Qty per reel	PCS	1000
Reel Size	mm	330
Tape Width	mm	16.00
Pitch	mm	12.00
Ao	mm	7.20
Bo	mm	7.50
Ko	mm	4.90