

# RF Balun Transformer

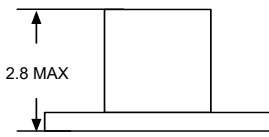
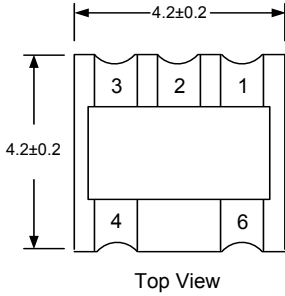
## EBB0604-G018081

2021-05-07 Rev. 0

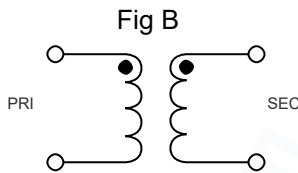


75Ω 2:1 Flux Coupled Transformer 5-200 MHz

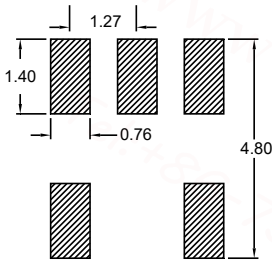
### Outline Drawing(mm)



### Electrical structure



### Recommended layout(mm)



### Pin Connections

Input	4
Output 1	3
Output 2	1
Ground	6

### Features

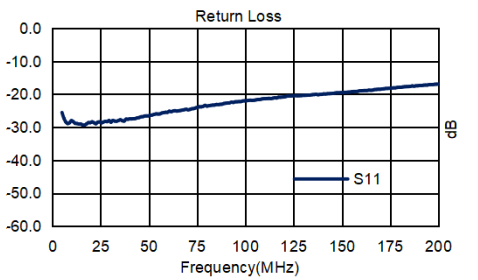
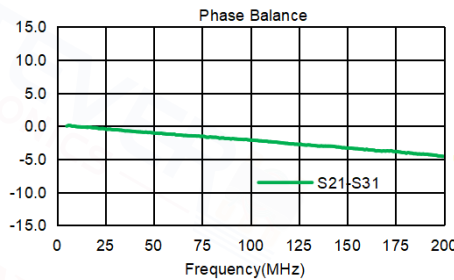
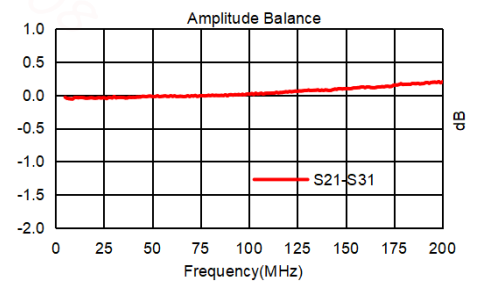
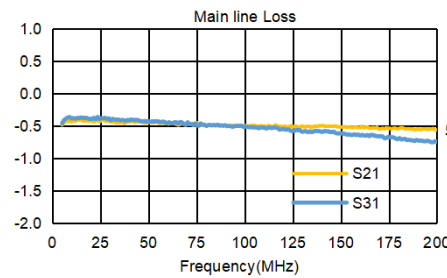
- Operating temperature range: -40°C to +85°C
- Storage temperature range: -55°C to +100°C
- 260°C Reflow Compatible
- RoHS compliant and lead free
- Input Power: 500 mW
- DC Current: 300mA

### Applications

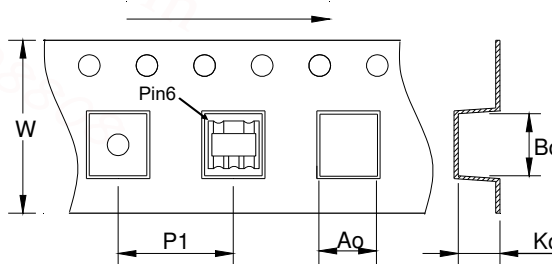
- Impedance matching
- Balanced amplifier
- Balun
- Cellular and VHF

### Electrical Specifications: TA=25°C, 0dBm, Z0=75Ω

Parameter	Test Conditions	Units	Min	Typ	Max
Main line Loss (Pin4-3)	5-200MHz	dB	—	0.5	1.0
Main line Loss (Pin4-1)	5-200MHz	dB	—	0.8	1.2
Amplitude Balance	5-200MHz	dB	0.0	0.2	0.8
Phase Balance	5-200MHz	°	0.0	5.0	15.0
Input Return Loss(Pin4)	5-200MHz	dB	14.0	20.0	—



### Carrier Tape Orientation



### Tape & Reel Information

Parameter	Units	Value
Qty per reel	PCS	2000
Reel Size	mm	330
Tape Width	mm	16.00
Pitch	mm	8.00
Ao	mm	4.80
Bo	mm	4.80
Ko	mm	3.50