

RF Balun Transformer

EBE4813-E013189

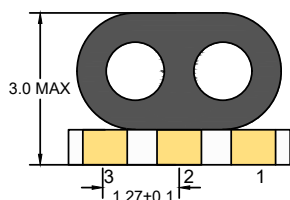
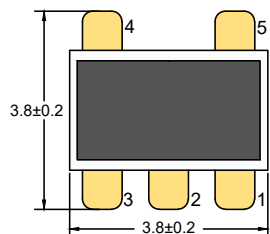
2024-12-19 Rev. 0



75Ω 1:1 Transmission Line Transformer

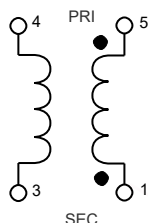
4.5-3000 MHz

Outline Drawing(mm)

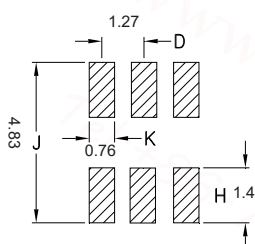


Electrical structure

Fig E



Recommended layout(mm)



Pin Connections

Input	4
Output 1	3
Output 2	1
Ground	5
Not Used	2

Features

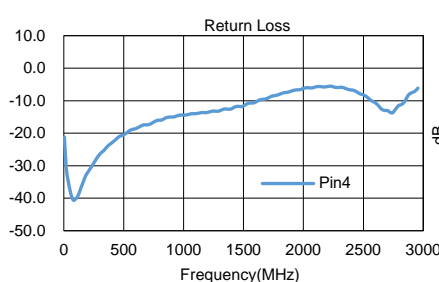
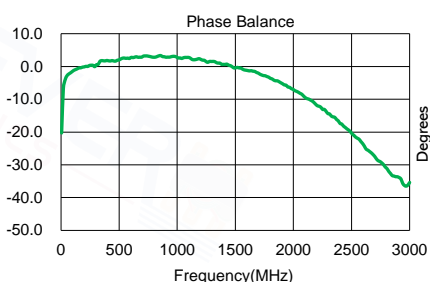
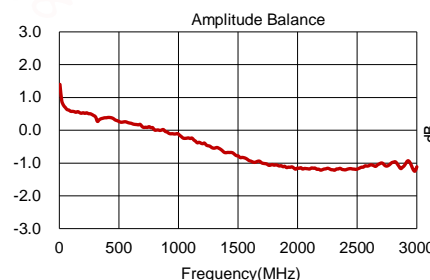
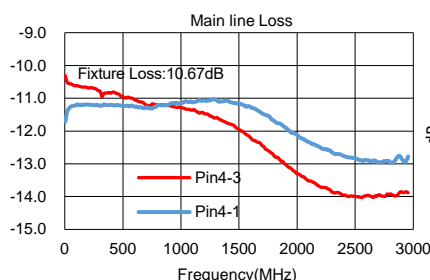
- RF Power, 250mW Max
- DC Current, 30mA Max
- Operating temperature range: -40°C to +85°C
- Storage temperature range: -55°C to +125°C
- 260°C Reflow Compatible
- RoHS compliant and lead free

Applications

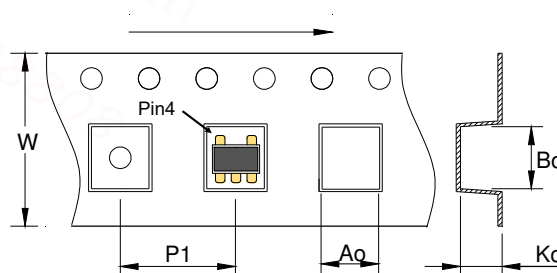
- For Dcsis 3.0&4.0Cable Modem.
- For Wideband Push-pull Amplifiers.
- For CATV Amplifiers Module & Set top box.
- For CATV Optical Receivers and Amplifiers.
- For VHF/UHF Transmitters and Push-pull Amplifiers.

Electrical Specifications:TA=25°C, 0dBm, Z0=75Ω

Parameter	Test Conditions	Units	Min	Typ	Max
Main line Loss (Pin4-3)	4.5-3000MHz	dB	—	3.0	5.5
Main line Loss (Pin4-1)	4.5-3000MHz	dB	—	4.0	6.5
Amplitude Balance	4.5-3000MHz	dB	0.0	1.0	2.5
Phase Balance	4.5-3000MHz	°	0.0	40.0	70.0
Input Return Loss(Pin4)	4.5-3000MHz	dB	6.8	10.0	—



Carrier Tape Orientation



Tape & Reel Information

Parameter	Units	Value
Qty per reel	PCS	2000
Reel Size	mm	330
Tape Width	mm	12.00
Pitch	mm	8.00
Ao	mm	4.30
Bo	mm	4.30
Ko	mm	3.00