

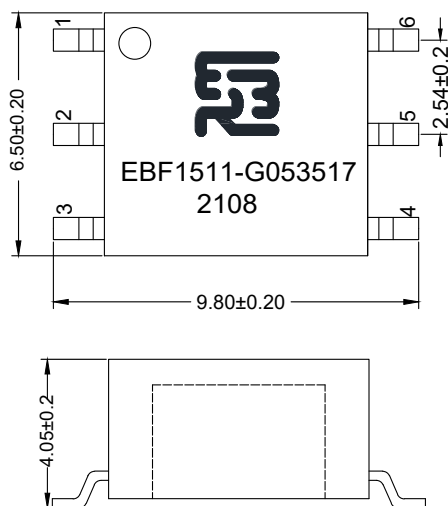
Coupled Transformer

EBF1511-G053517

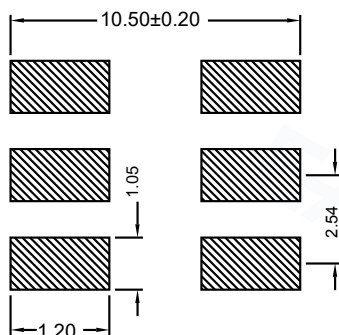
2020-12-23 Rev. 0



Mechanical Dimensions (in mm)

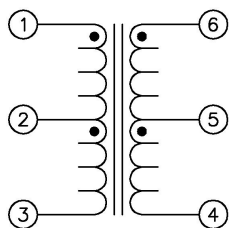


Recommended layout(mm)



Electrical structure

Fig F



Features

- Small size
- Low profile
- Low insertion loss
- RoHS compliant

Technical data

- Double-aperture transformer
- Operating temperature: -40 °C to +85 °C
- Storage Temperature Range: -55 °C to +100 °C

Windngs

Winding	Wire	Star	Turns	End
1-2	QA0.143-R	1	11.5	2
2-3	QA0.143-B	2	11.5	3
4-5	QA0.143-B	4	15.5	5
5-6	QA0.143-R	5	15.5	6

Electrical Characteristics:TA=25 °C

Property	Test Conditions	Typ	Units	Tolerance
Inductance Pin1-3	10KHz/1.0V	480	uH	±30%
Inductance Pin4-6	10KHz/1.0V	800	uH	±30%
DCR Pin1-3	@25 °C	180.0	mΩ	Max
DCR Pin4-6	@25 °C	220.0	mΩ	Max
Turns Ratio (1-3:4-6)		1:1.3		