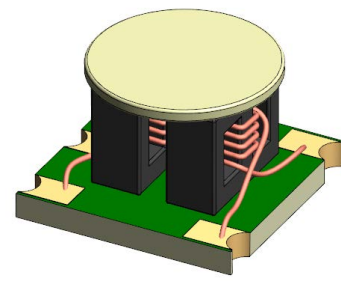


RF Balun Transformer

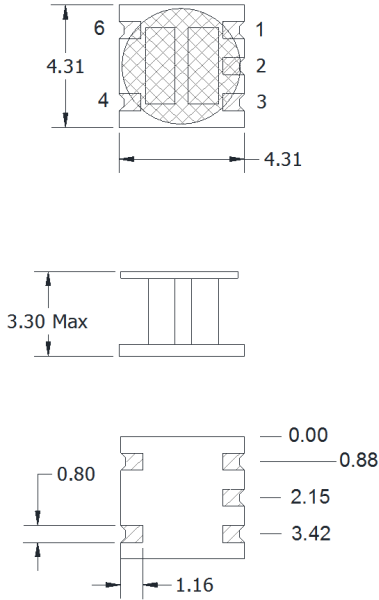
EBH2010-D018720

2022-10-17 Rev.1



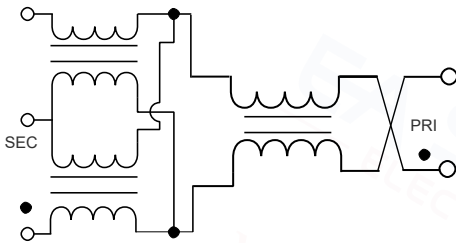
75Ω 1: 1 Transmission Line Transformer 50-1218 MHz

Outline Drawing(mm)

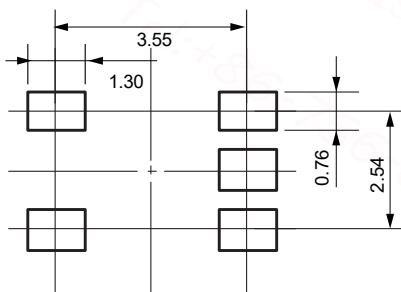


Electrical structure

Fig I



Recommended layout(mm)



Pin Connections

Input	6
Output 1	1
Output 2	3
Ground	2,4

Features

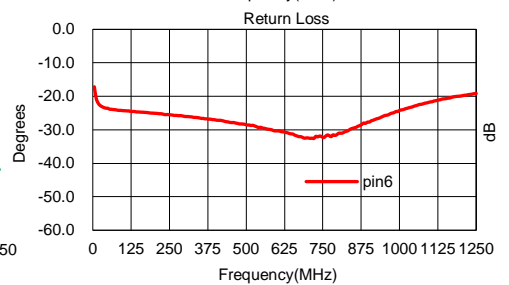
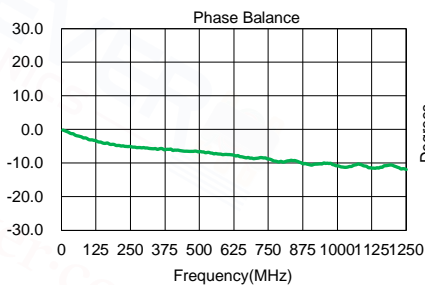
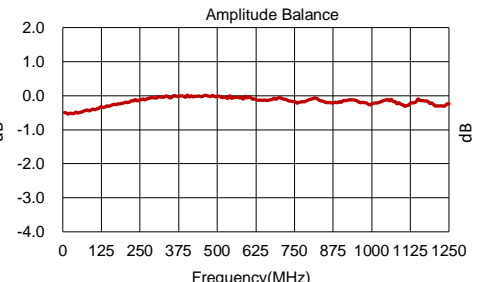
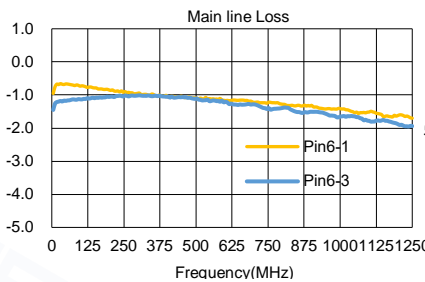
- Input Power: 5W Max
- DC Current: 1000mA Max
- 260°C Reflow Compatible
- RoHS compliant and lead free
- Operating temperature range:-40 C to+125 C
- Storage temperature range: -55 C to +125 C

Applications

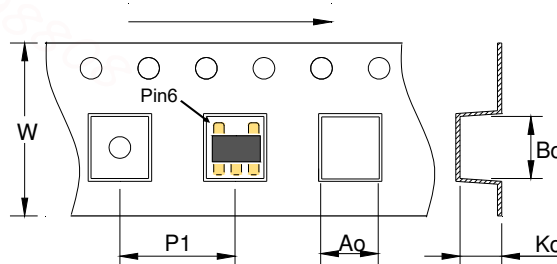
- For Docsis 3.0 & 3.1 Cable Modem.
- For Wideband Push-pull Amplifiers.
- For CATV Amplifiers Module & Set top box.
- For CATV Optical Receivers and Amplifiers.
- For VHF/UHF Transmitters and Push-pull Amplifiers.

Electrical Specifications:TA=25°C, 0dBm, Z0=75Ω

Parameter	Test Conditions	Units	Min	Typ	Max
Main line Loss (Pin6-1)	50-1218MHz	dB	—	1.8	2.0
Main line Loss (Pin6-3)	50-1218MHz	dB	—	1.8	2.0
Amplitude Balance	50-1218MHz	dB	0.0	0.5	0.8
Phase Balance	50-1218MHz	°	0.0	8.0	10.0
Input Return Loss(pin6)	50-1218MHz	dB	15.0	20.0	—



Carrier Tape Orientation



Tape & Reel Information

Parameter	Units	Value
Qty per reel	PCS	2000
Reel Size	mm	330
Tape Width	mm	12.00
Pitch	mm	8.00
Ao	mm	4.50
Bo	mm	4.50
Ko	mm	3.40