


RF Balun Transformer

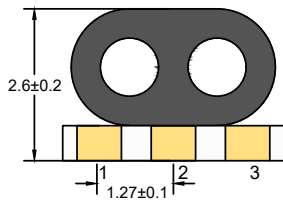
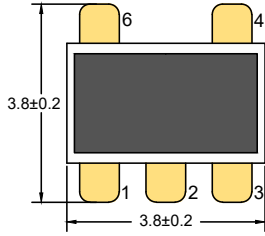
EBL0009-A013081

2020-06-19 Rev. 0

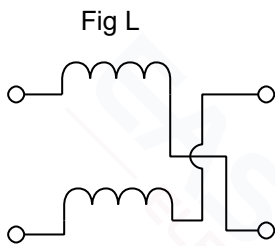


75Ω 1:1 Transmission Line Transformer 5-1250 MHz

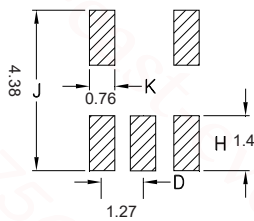
Outline Drawing(mm)



Electrical structure



Recommended layout(mm)



Pin Connections

Input	4
Output 1	3
Output 2	1
Ground	6

Features

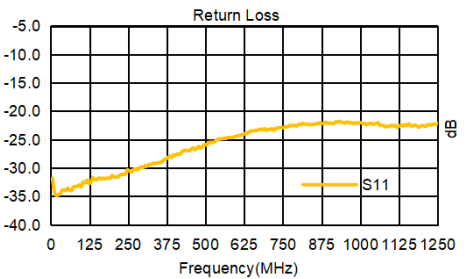
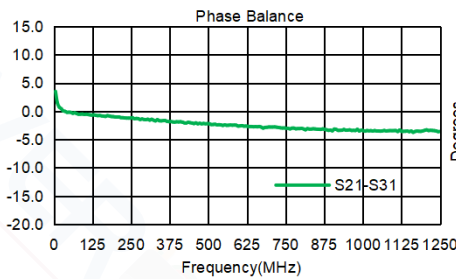
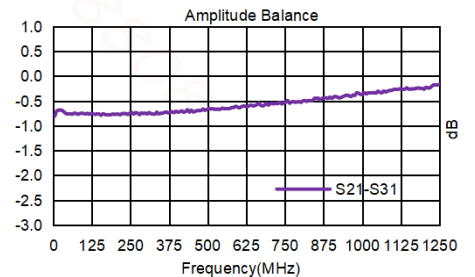
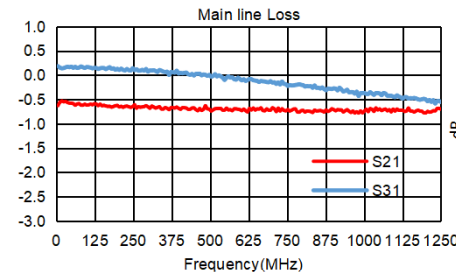
- RF Power, 0.25W
- Operating temperature range: -40 C to +85 C
- Storage temperature range: -55 C to +100 C

Applications

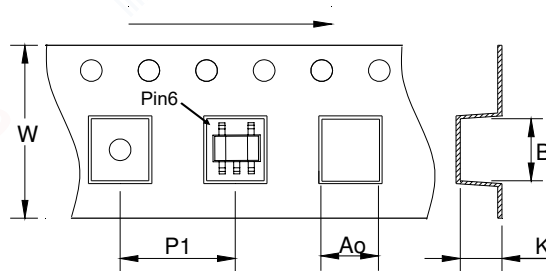
- Impedance matchin
- Balanced amplifie
- Balun
- Cellula and VHF

Electrical Specifications:TA=25°C, 0dBm, Z0=75Ω

Parameter	Test Conditions	Units	Min	Typ	Max
Main line Loss (Pin4-3)	5-1250MHz	dB	—	0.5	1.2
Main line Loss (Pin4-1)	5-1250MHz	dB	—	0.5	1.2
Amplitude Balance	5-1250MHz	dB	—	0.5	1.5
Phase Balance	5-1250MHz	°	—	3.0	15.0
Input Return Loss(Pin4)	5-1250MHz	dB	16.0	20.0	—



Carrier Tape Orientation



Tape & Reel Information

Parameter	Units	Value
Qty per reel	PCS	2000
Reel Size	mm	330
Tape Width	mm	12.00
Pitch	mm	12.00
Ao	mm	4.50
Bo	mm	4.50
Ko	mm	3.20