


# RF Directional Coupler

## ECE1801-C033081

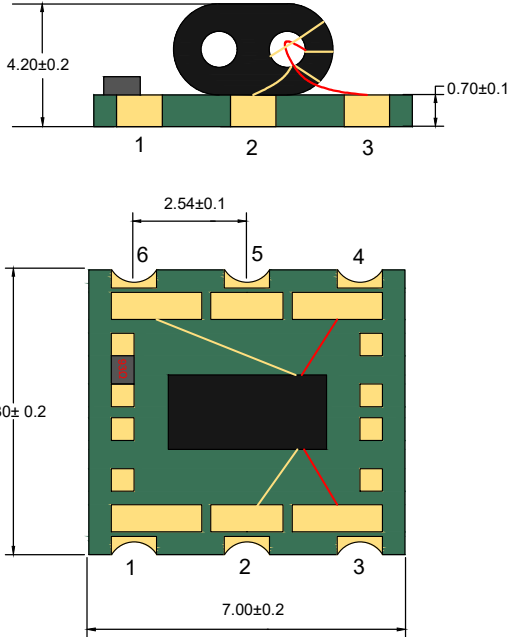
2020-02-22 Rev. 1



75Ω 18dB Directional Coupler

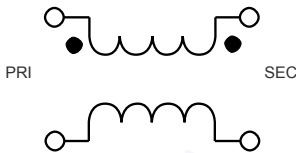
5-1250MHz

### Outline Drawing(mm)

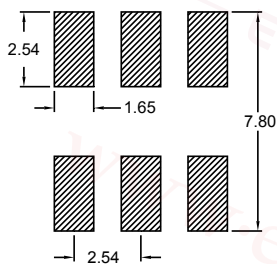


### Electrical structure

Fig E



### Recommended layout(mm)



### Pin Connections

Input	3
Coupling	6
Output	4
Ground	2
Not Used	1, 5

### Features

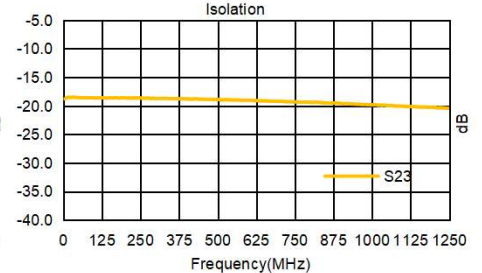
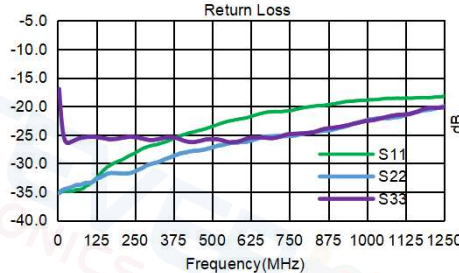
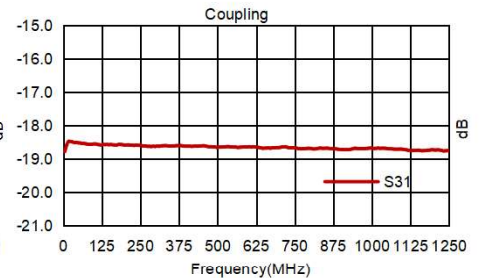
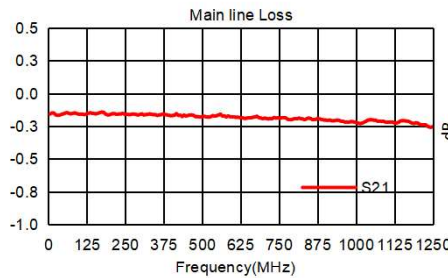
- Operating temperature range: -40°C to +85°C
- Storage temperature range: -55°C to +100°C

### Applications

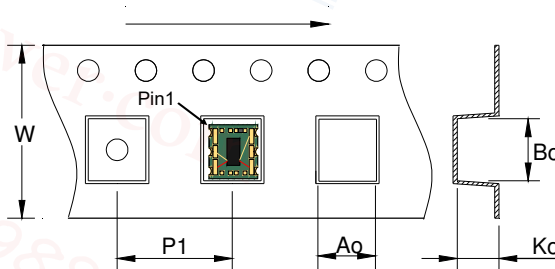
- For catv
- For broadband and wireless communications

### Electrical Specifications: TA=25°C, 0dBm, Z0=75Ω

Parameter	Test Conditions	Units	Min	Typ	Max
Coupling	5-1250MHz	dB	17.7	18.5	19.3
Main line Loss	5-1250MHz	dB	—	0.2	0.5
Input Return Loss	5-1250MHz	dB	16.0	20.0	—
Coupling Return Loss	5-1250MHz	dB	16.0	25.0	—
Output Return Loss	5-1250MHz	dB	16.0	25.0	—
Isolation	5-1250MHz	dB	16.0	20.0	—



### Carrier Tape Orientation



### Tape & Reel Information

Parameter	Units	Value
Qty per reel	PCS	1000
Reel Size	mm	330
Tape Width	mm	24.00
Pitch	mm	12.00
Ao	mm	9.20
Bo	mm	8.10
Ko	mm	6.10