


# RF Directional Coupler

## ECJ1401-C065082


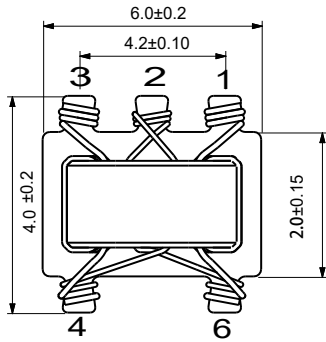
2022-03-30 Rev. 0

75Ω 14dB Directional Coupler

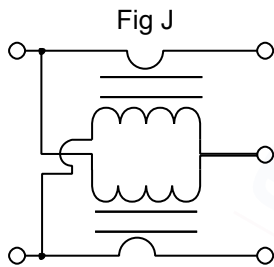
5-3250MHz



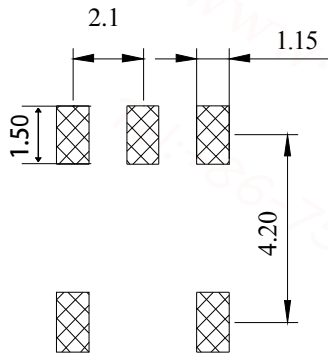
### Outline Drawing(mm)



### Electrical structure



### Recommended layout(mm)



### Pin Connections

Input	1
Coupling	3
Output	6
Ground	2
External 75 Ω	4

### Features

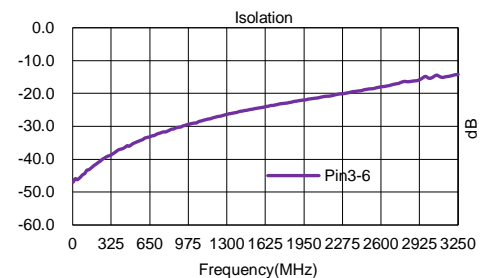
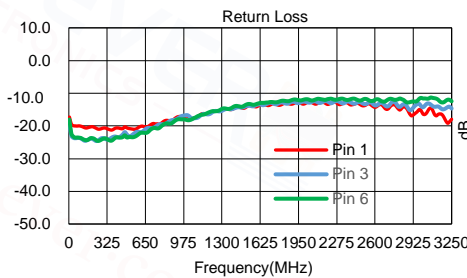
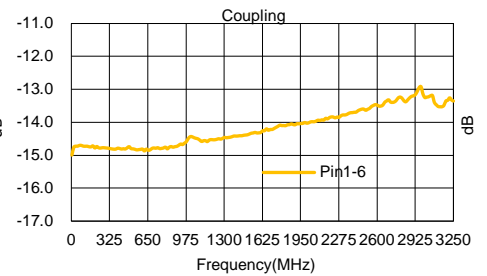
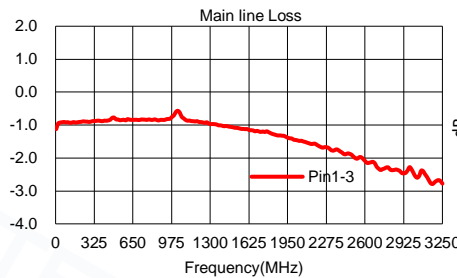
- Operating temperature range: -40 °C to +85 °C
- Storage temperature range: -55 °C to +100 °C
- 260°C Reflow Compatible
- RoHS compliant and lead free
- Input Power: 500 mW Max
- DC Current: 500 mA Max

### Applications

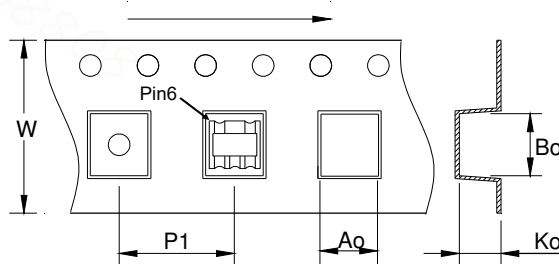
- For Dcsls 3.0 & 4.0 Cable Modem.
- For Wideband Push-pull Amplifiers.
- For CATV Amplifiers Module & Set top box.
- For CATV Optical Receivers and Amplifiers.
- For VHF/UHF Transmitters and Push-pull Amplifiers.

### Electrical Specifications: TA=25 °C, 0dBm, Z0=75Ω

Parameter	Test Conditions	Units	Min	Typ	Max
Coupling(Pin1-3)	5-3250MHz	dB	13.0	14.5	15.5
Main line Loss(Pin1-6)	5-3250MHz	dB	—	2.0	3.6
Input Return Loss(Pin1)	5-3250MHz	dB	10.0	17.0	—
Coupling Return Loss(Pin3)	5-3250MHz	dB	10.0	14.0	—
Output Return Loss(Pin6)	5-3250MHz	dB	10.0	15.0	—
Isolation(Pin3-6)	5-3250MHz	dB	16.0	22.0	—



### Carrier Tape Orientation



### Tape & Reel Information

Parameter	Units	Value
Qty per reel	PCS	1500
Reel Size	mm	330
Tape Width	mm	12.00
Pitch	mm	12.00
Ao	mm	6.40
Bo	mm	4.80
Ko	mm	3.20


# RF Directional Coupler

## ECJ1401-C065082

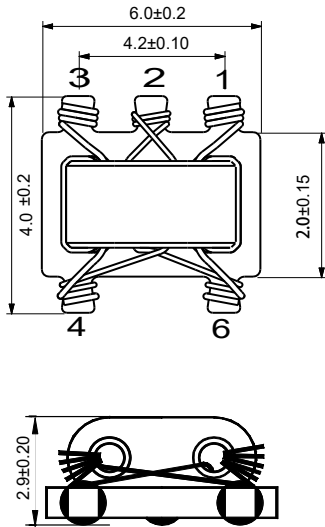
2022-03-30 Rev. 0

50Ω 14dB Directional Coupler

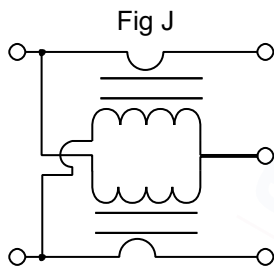
5-3000MHz



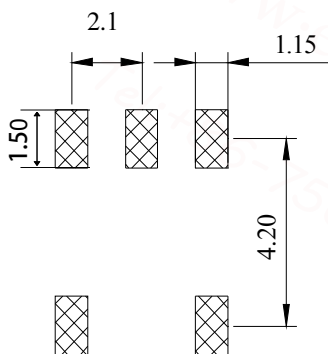
### Outline Drawing(mm)



### Electrical structure



### Recommended layout(mm)



### Pin Connections

Input	1
Coupling	3
Output	6
Ground	2
External 50 Ω	4

### Features

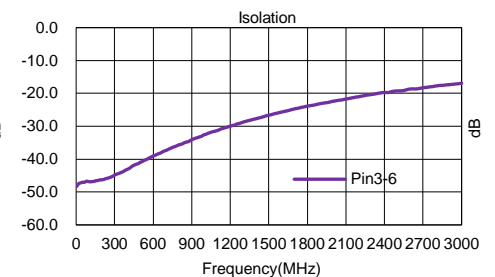
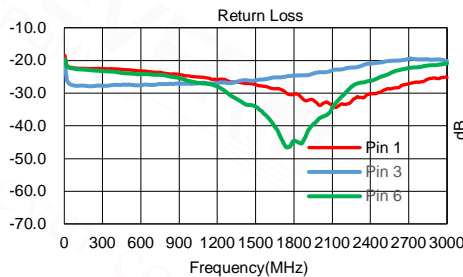
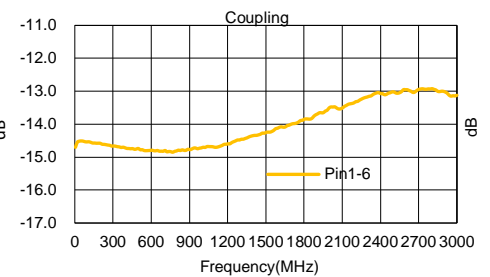
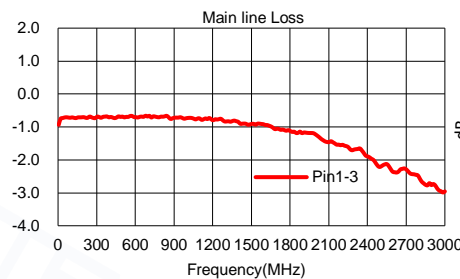
- Operating temperature range: -40°C to +85°C
- Storage temperature range: -55°C to +100°C
- 260°C Reflow Compatible
- RoHS compliant and lead free
- Input Power: 500 mW Max
- DC Current: 500 mA Max

### Applications

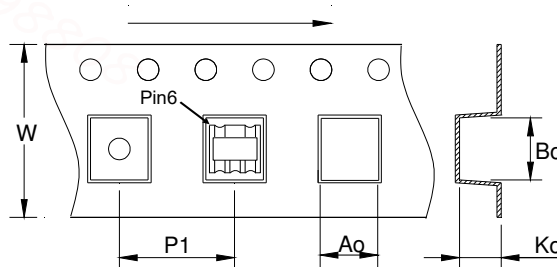
- For Motorola Walkie-talkie.
- For Car Streaming Media Rearview Mirror.
- For Broadband and Wireless Communications.
- For Wireless Microphone & Marine Communications.
- For Ideally Suited LTE, Cellular, UMTS, WiFi, WiMAX.
- For Differential Modulator/demodulator and Active Mixers.

### Electrical Specifications: TA=25°C, 0dBm, Z0=50Ω

Parameter	Test Conditions	Units	Min	Typ	Max
Coupling(Pin1-3)	5-3000MHz	dB	12.5	14.0	15.5
Main line Loss(Pin1-6)	5-3000MHz	dB	—	2.7	3.4
Input Return Loss(Pin1)	5-3000MHz	dB	14.0	18.0	—
Coupling Return Loss(Pin3)	5-3000MHz	dB	13.0	17.0	—
Output Return Loss(Pin6)	5-3000MHz	dB	13.0	16.0	—
Isolation(Pin3-6)	5-3000MHz	dB	16.0	20.0	—



### Carrier Tape Orientation



### Tape & Reel Information

Parameter	Units	Value
Qty per reel	PCS	1500
Reel Size	mm	330
Tape Width	mm	12.00
Pitch	mm	12.00
Ao	mm	6.40
Bo	mm	4.80
Ko	mm	3.20