

RF Directional Coupler

ECJ1601-C005299

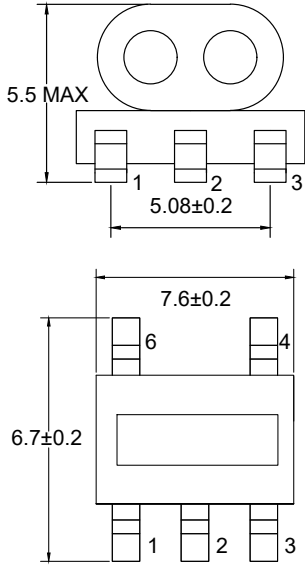
2020-06-04 Rev. 0



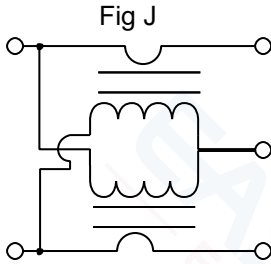
75Ω 16dB Directional Coupler

5-1250MHz

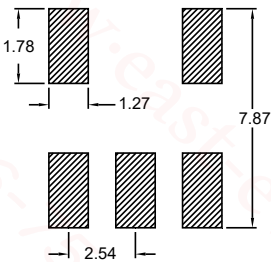
Outline Drawing(mm)



Electrical structure



Recommended layout(mm)



Pin Connections

Input	1
Coupling	3
Output	6
Ground	2
Isolation	4

Features

- Operating temperature range: -40°C to +85°C
- Storage temperature range: -55°C to +100°C

Applications

- For catv
- For broadband and wireless communications

Electrical Specifications: TA=25°C, 0dBm, Z0=75Ω

Parameter	Test Conditions	Units	Min	Typ	Max
Coupling(pin1-3)	5-1250MHz	dB	15.0	16.0	17.0
Main line Loss(pin1-6)	5-1250MHz	dB	—	0.8	1.5
Input Return Loss(pin 1)	5-1250MHz	dB	16.0	20.0	—
Coupling Return Loss(pin3)	5-1250MHz	dB	16.0	20.0	—
Output Return Loss(pin6)	5-1250MHz	dB	16.0	20.0	—
Isolation(pin1-4)	5-1250MHz	dB	20.0	30.0	—

