

**Features::**

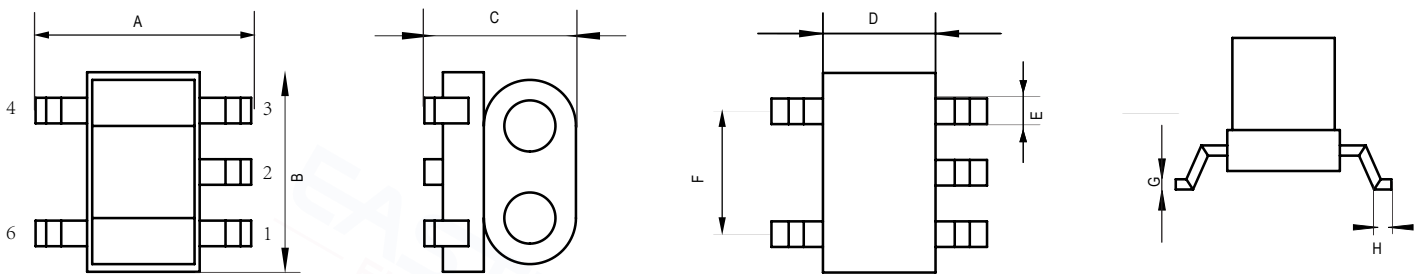
- ◆ 75Ω Impedance
- ◆ RF power: 0.50W
- ◆ DC current: 30mA
- ◆ Operating temperature range: -40°C to +85°C
- ◆ Storage temperature range: -55°C to +100°C



**Applications:**

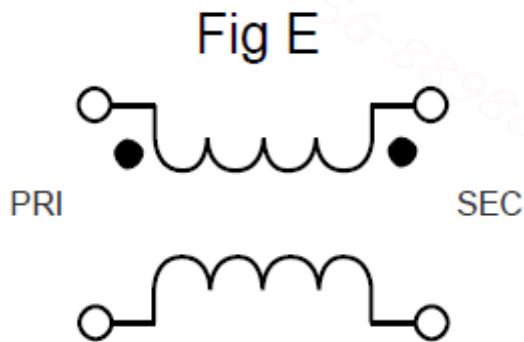
- ◆ For Docsis 3.0 & 3.1 Cable Modem.
- ◆ For Wideband Push-pull Amplifiers.
- ◆ For CATV Amplifiers Module & Set top box.
- ◆ For CATV Optical Receivers and Amplifiers.
- ◆ For VHF/UHF Transmitters and Push-pull Amplifiers.

**Dimension Diagram (Unit:mm) :**

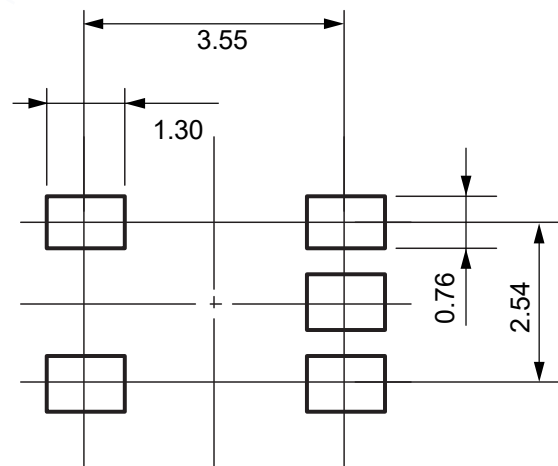


A=4.10±0.20 B=3.80±0.20 C=3.20±0.20 D=2.20±0.20 E=0.50±0.10 F=2.54±0.10 G=0.25±0.10 H=0.30±0.10

**Electrical structure:**



**Recommended layout:**



**Pin configuration:**

Pin No.	Function
1	Secondary (Output 2)
2	Centre tap (Ground)
3	Secondary dot (Output 1)
4	Primary dot (Input)
6	Primary (Ground)

**Electrical Specifications: TA=25°C, 0dBm,Z0=75Ω:**

Parameter	Test Conditions	Units	Min	Typ	Max
Main line Loss(out1)	5-1250MHz	dB	-	0.5	1.0
Main line Loss(out2)	5-1250MHz	dB	-	0.8	1.0
Amplitude Balance	5-1250MHz	dB	—	0.4	±1.0
Phase Balance	5-1250MHz	Degrees	—	5.0	±10.0
Input Return Loss	5-1250MHz	dB	12.0	25.0	—

**YB2F-617DB-5793+I082 Sample Test Data Sheet:**

